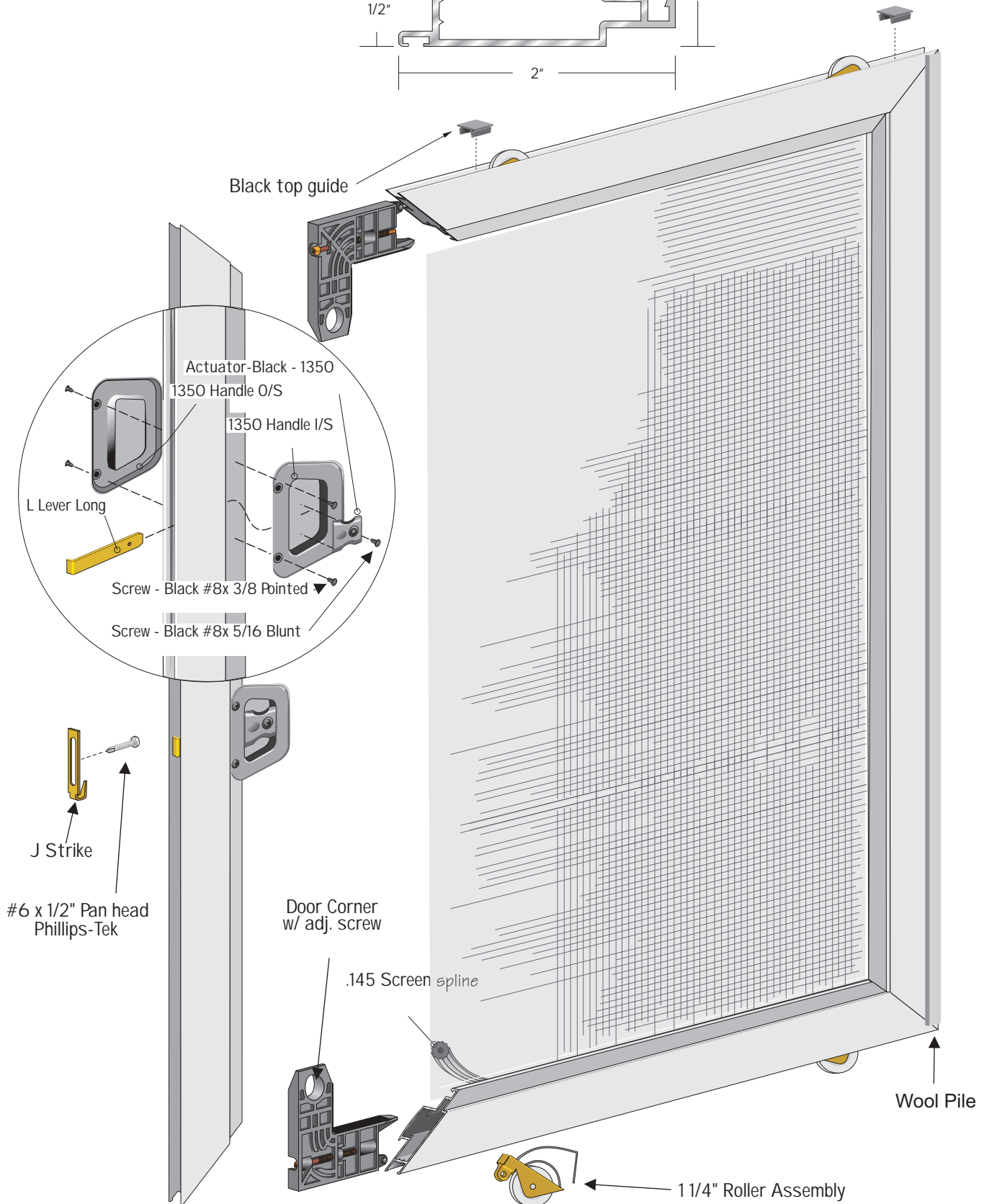
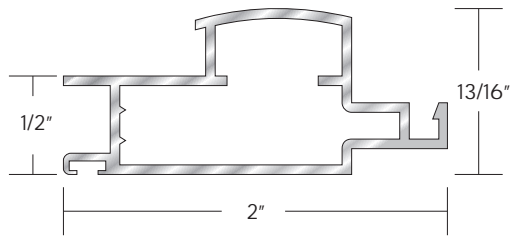


# 1350 series door screen





Lic. #223-02 TE-SC-OC-2520CQ

4625 CHENNAULT BEACH RD. ■ MUKILTEO, WA 98275

(206) 623-6141 ■ (425) 347-0947 ■ (206) 622-3497 ■ Fax (206) 622-6933

## **1350 SERIES PATIO SCREEN DOOR**

**2 X 3/4 EXTRUDED ALUMINUM**

**WHITE, GRAY, ALMOND, ADOBE, TAN, BRONZE,  
DARK BRONZE, BLACK, HUNTER GREEN**

### **NET PRICES**

#### **SPECIAL SIZES:**

<b>UP TO 37 X 82</b>	<b>126.26</b>
<b>UP TO 49 X 82</b>	<b>138.99</b>
<b>UP TO 61 X 82</b>	<b>151.72</b>

<b>OVERSIZE HEIGHTS UP TO 96"</b>	<b>32.68</b>
<b>OVER 96"</b>	<b>4.04 PER INCH</b>

<b>CROSSBAR SET</b>	<b>31.21</b>
<b>STEEL WHEELS</b>	<b>21.67</b>
<b>ASTRAGAL (BLACK VINYL)</b>	<b>16.01</b>

**SCREEN MESH OPTIONS, GRILLES, TRACKS - SEE BELOW**



Lic. #223-02 TE-SC-OC-2520CQ

4625 CHENNAULT BEACH RD. ■ MUKILTEO, WA 98275

(206) 623-6141 ■ (425) 347-0947 ■ (206) 622-3497 ■ Fax (206) 622-6933

## ULTRAVUE MESH ADD ON

### NET PRICES

	24	30	36	48	60
24	6.48	7.29	8.10	9.72	11.34
30	7.29	8.10	8.91	10.53	12.15
36	8.10	8.91	9.72	11.34	12.96
42	8.91	9.72	10.53	12.15	13.77
48	9.72	10.53	11.34	12.96	14.58
54	10.53	11.34	12.15	13.77	15.39
60	11.34	12.15	12.96	14.58	17.52
66	12.15	12.96	13.77	15.39	18.40
72	12.96	13.77	14.58	17.52	19.27
78	13.77	14.58	15.39	18.40	22.91
84	14.58	15.39	17.52	19.27	23.90
90	15.39	17.52	18.40	22.91	24.90
96	17.52	18.40	21.91	23.90	40.56

RECOMMEND CROSSBAR BELOW DARK LINE

ADD 2.00 FOR WICKET	ADD 4.00 FOR DOUBLE WICKET
---------------------	----------------------------



Lic. #223-02 TE-SC-OC-2520CQ

4625 CHENNAULT BEACH RD. ■ MUKILTEO, WA 98275

(206) 623-6141 ■ (425) 347-0947 ■ (206) 622-3497 ■ Fax (206) 622-6933

## PET / SUN MESH ADD ON

### NET PRICES

	36	48	60
24	15.30	18.36	21.42
30	16.83	19.89	22.95
36	18.36	21.42	24.48
42	19.89	22.95	26.01
48	21.42	24.48	27.54
54	22.95	26.01	29.07
60	24.48	27.54	36.24
66	26.01	29.07	38.05
72	27.54	36.24	39.86
78	29.07	38.05	51.20
84	36.24	39.86	53.42
90	38.05	51.20	55.65
96	48.97	53.42	89.89

RECOMMEND CROSSBAR BELOW DARK LINE

ADD 3.00 FOR WICKET	ADD 6.00 FOR DOUBLE WICKET
---------------------	----------------------------



Lic. #223-02 TE-SC-OC-2520CQ

4625 CHENNAULT BEACH RD. ■ MUKILTEO, WA 98275

(206) 623-6141 ■ (425) 347-0947 ■ (206) 622-3497 ■ Fax (206) 622-6933

## ALUMINUM MESH ADD ON

### NET PRICES

	24	30	36	48	60
24	13.63	15.34	17.04	20.45	23.86
30	15.34	17.04	18.74	22.15	25.56
36	17.04	18.74	20.45	23.86	27.26
42	18.74	20.45	22.15	25.56	28.97
48	20.45	22.15	23.86	27.26	30.67
54	22.15	23.86	25.56	28.97	32.38
60	23.86	25.56	27.26	30.67	41.40
66	25.56	27.26	28.97	32.38	43.47
72	27.26	28.97	30.67	41.40	45.54
78	28.97	30.67	32.38	43.47	58.79
84	30.67	32.38	41.40	45.54	61.34
90	32.38	41.40	43.47	58.79	63.90
96	41.40	43.47	56.23	61.34	97.66

RECOMMEND CROSSBAR BELOW DARK LINE

ADD 4.00 FOR WICKET	ADD 8.00 FOR DOUBLE WICKET
---------------------	----------------------------



Lic.#223-02 TE-SC-OC-2520CQ

4625 CHENNAULT BEACH RD. ■ MUKILTEO, WA 98275

(206) 623-6141 ■ (425) 347-0947 ■ (206) 622-3497 ■ Fax (206) 622-6933

## ALLERGY / VIRUS GUARD MESH ADD ON

### NET PRICES

	24	30	36	48	60
24	16.32	18.36	20.40	24.48	28.56
30	18.36	20.40	22.44	26.52	30.60
36	20.40	22.44	24.48	28.56	32.64
42	22.44	24.48	26.52	30.60	34.68
48	24.48	26.52	28.56	32.64	36.72
54	26.52	28.56	30.60	34.68	38.76
60	28.56	30.60	32.64	36.72	50.40
66	30.60	32.64	34.68	38.76	52.92
72	32.64	34.68	36.72	50.40	55.44
78	34.68	36.72	38.76	52.92	66.24
84	36.72	38.76	50.40	55.44	69.12
90	38.76	50.40	52.92	66.24	72.00
96	50.40	52.92	63.36	69.12	84.24

RECOMMEND CROSSBAR BELOW DARK LINE

ADD 6.00 FOR WICKET	ADD 12.00 FOR DOUBLE WICKET
---------------------	-----------------------------



Lic. #223-02 TE-SC-OC-2520CQ

4625 CHENNAULT BEACH RD. ■ MUKILTEO, WA 98275

(206) 623-6141 ■ (425) 347-0947 ■ (206) 622-3497 ■ Fax (206) 622-6933

## BRONZE WIRE MESH ADD ON

### NET PRICES

	36	48	60
24	28.32	33.98	39.65
30	31.15	36.82	50.94
36	33.98	47.54	63.46
42	44.15	50.94	67.42
48	47.54	63.46	71.39
54	50.94	67.42	75.35
60	54.34	71.39	79.32
66	57.73	75.35	96.64
72	71.39	79.32	101.24
78	75.35	96.64	105.85
84	79.32	101.24	135.94
90	96.64	105.85	141.60
96	101.24	110.45	147.26

RECOMMEND CROSSBAR BELOW DARK LINE

ADD 8.00 FOR WICKET	ADD 16.00 FOR DOUBLE WICKET
---------------------	-----------------------------



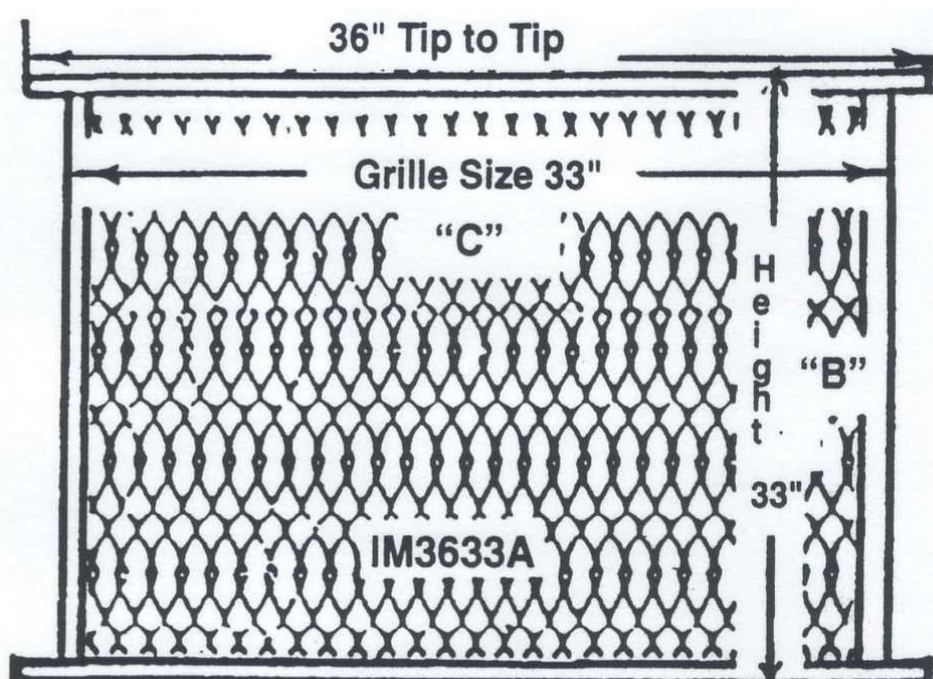
Lic.#223-02 TE-SC-OC-2520CQ

4625 CHENNAULT BEACH RD. ■ MUKILTEO, WA 98275

(206) 623-6141 ■ (425) 347-0947 ■ (206) 622-3497 ■ Fax (206) 622-6933

## HEAVY DUTY EXPANDED METAL GRILLES FOR SLIDING SCREEN DOORS CLEAR, BRONZE, WHITE, TAN

NOMINAL SIZE	ACTUAL TIP TO TIP	ACTUAL BODY SIZE	COST	ADD TO INSTALL
30 X 33	30 X 33-3/8	27 X 33-3/8	68.37	25.00
36 X 33	36 X 33-3/8	33 X 33-3/8	68.37	25.00
48 X 33	48 X 33-3/8	45 X 33-3/8	82.91	25.00
60 X 33	60 X 33-3/8	57 X 55-3/8	94.74	25.00







Lic. #223-02 TE-SC-OC-2520CQ

4625 CHENNAULT BEACH RD. ■ MUKILTEO, WA 98275







(206) 623-6141 ■ (425) 347-0947 ■ (206) 622-3497 ■ Fax (206) 622-6933

## SLIDING SCREEN DOOR TRACKS

.050 EXTRUDED ALUMINUM

WHITE, BRONZE, CLEAR ANODIZED, TAN

NET PRICES

		12' LENGTH	6' LENGTH
<b>3601</b> 5/8 X 1/2 CHANNEL		<b>46.77</b>	<b>28.39</b>
		81" LENGTH <b>38.63</b>	
<b>3602</b> 5/8 X 1 CHANNEL		<b>55.29</b>	<b>32.65</b>
<b>3603</b> 5/8 X 1/2 DOUBLE CHANNEL		<b>62.43</b>	<b>36.22</b>
<b>3604</b> 5/8 X 1 DOUBLE CHANNEL		<b>74.13</b>	<b>42.07</b>
<b>3606</b> SINGLE BOTTOM TRACK		<b>44.69</b>	<b>27.35</b>
<b>3607</b> DOUBLE BOTTOM TRACK		<b>53.51</b>	<b>31.76</b>